

Since 1958

Every drop of water counts

Dasmesh[®]

WATER METERS



15mm to 1500mm



Dasmesh[®]

WATER METERS



It is the proud movement to introduce our esteemed Firm **DASMESH ENGINEERING WORKS (REGD.)** founded in the year of 1958 by S. JASWANT SINGH (Sr. Managing Partner) S. BAKHSHISH SINGH (Managing Partner) in the holy city of Golden Temple AMRITSAR, INDIA

We are the pioneer's in manufacturing of various types of Domestic & Industrial Water Meters in different sizes (For example Magnetic Driven MultiJet Dry Dial & Mechanical Water Meters), which are widely used at various sectors. These meters are manufactured as per the norms and specification of IS:779/94, IS:2373/81 & ISO-4064 (Part-1) and EEC council directive, which also comply with European conditions. Our



product range is from size 15mm to 1500mm and sizes from 15mm to 300mm are ISI Marked.

We are expanding our selves with more modern technology as per the International Standard and Specification requires to the modern era.

By producing high quality of Water Meters & under S. JASWANT SINGH Leadership of the firm has been honored with Prestigious Award “UDYOG PATRA AWARD”, from the honorable Vice President of India and been awarded many awards from the Government & Semi-Government Organizations.



Dasmesh® WATER METER *Founders*



DASMESH ENGINEERING WORKS was set in 1958 under the supervision of S. Jaswant Singh (Sr. Managing Partner) and S. Bakshish Singh (Managing Partner). We are the one of the leading manufacturers of water meters in the country and their spare parts. We are the only manufacturers in INDIA with such a large Range of sizes of Water Meters. We have also developed Multi-Jet Dry Dial, Magnetic Driven, Water Meters (with World-Class technology having International Standards).

DASMESH WATER METERS focuses its main resources in marketing the most reliable & convenient designs. The expertise and the commitment of DASMESH Meters to research and development ensures technological excellence.

Dasmesh®

Managing Partner **WATER METER**



Over 58 Years of experience, countless hours of service and our customers support is the secret to our success. We are Dasmesh Meters and we are preparing for new times and new challenges ahead !

We are Committed to creating extraordinary opportunities and making a difference to all that we touch & beyond! For the Dasmesh Meters milestones are stepping stones. Our journey started with the legends S. Jaswant Singh & S. Bakshish Singh. With their insistence on high standards of ethics, teamwork & commitment to quality and innovation, we have showcased tremendous growth & delivered excellence to our customers. TIME & SPEED are the measure of business. With a firm belief in SYSTEMS APPROACH we give Unbelievable attention ..Unbelievable Experience ..Every single time. Our employees, vendors and distribution network partners are measured through performance appraisal and statistical analysis of their deliverables resulting in mutual growth for all alike and delivering consistent quality !

Quality has been the most important element of our business operations as we believe it helps in creating the reputation of the company in the market. Therefore, we follow stringent quality control checks of our complete range of equipment as per international standard. We have a team of expert quality control analysts, who checks each and every stage of production process right from collecting raw material to final delivery of the consignments. They also upgrade the testing instruments regularly in order to maintain high standard of our product quality.

Above all, by holding true to our core values and through devoted customer appreciation and respect, we will earn our customers trust, and thereby develop the long standing business relationships that are the heart of our company development.

Amanpreet Singh
Partner

"**DASMESH**" Water Meter was established by S. Jaswant Singh in the year 1958 in Amritsar and after his son S. Bakhshish Singh joined him and had vigorously work hard to expand their brand "**DASMESH**" throughout India and as well as abroad. At this tenure S. Bakhshish Singh & his son S. Amanpreet Singh are leading this esteemed firm & having a vision to expand their product in world wide markets.



P
R
O
D
U
C
T
I
O
N

We are manufacturing various types and sizes of Water Meters as per the customer requirement and specifications given. We manufacture Domestic Type Water Meters ranging from 15mm to 50mm approx. by 20,000 to 25,000 nos. monthly production. We have calculated approx. of annual output production capacity of domestic meters production of around 3,00,000 and industrial approximately around 25,000 nos. and above.

We can also expand the production as per the requirements.

Dasmesh[®]

WATER METER



The firm is under the strict leadership of S. Amanpreet Singh and his team of professional engineers and having a strong skilled team of supervisors, technicians and staff, who are working hard under the roof. The firm has its own testing lab, in which each & every water meter

is been tested by our testing inspectors and testing reports are signed off by our inspectors and attached with the testing certificates, and then we dispatch the water meters to our prestigious suppliers.



FIRM RESEARCH & DEVELOPMENT

FIRM RESEARCH & DEVELOPMENT

Having a team of professionals we have built our own RND center for Research & Development of up bringing the modern method of manufacturing in more professional standards which comply with the International Standard & Specifications.

EXPORTED MARKET COVERED

We are exporting and expanding our sales to

- South Africa
- Middle East
- Egypt
- Sudan
- Kenya
- Ethiopia
- Nepal
- Bangladesh
- Bhutan
- Andaman and Nicobar Island



DEPARTMENTS

We are in panel with all the Municipal Corporations, Water Supply Sewerage Boards, Defense Services, M.E.S., C.P.W.D., P.W.D., Gujarat Water Supply & Sewerage Board, Chennai Metropolitan, Hyderabad Water Supply & Sewerage Board, Municipal Corporation Shimla, Municipal Corporation of Brihanmumbai, Punjab Water Supply & Sewerage Board, Municipal Corporation Haryana, Delhi Jal Board, Municipal Corporation Solapur etc.



TEST CERTIFICATES

TEST CERTIFICATES

Our product is being tested and approved by leading Testing Labs and our product is being approved by ISI, NTH, NPL, FCRI and other various testing lab certificates, which are recognized by the Govt. & Semi-Government Departments.

Approvals

- ISI CERTIFICATE
- FCRI (PALAKKAD, KERALA)
- CE MARKED
- ISO CERTIFICATIONS
- NSIC
- DELHI JAL BOARD (DELHI)
- MUNICIPAL CORP. OF PUNJAB
- MUMBAI MUNICIPAL CORP.
- PUBLIC HEALTH PUNJAB
- CWSSB (CHENNAI)
- CHENNAI METRO WATER
- HUBLI MUNICIPAL CORP.
- MUNICIPAL CORP. OF SHOLAPUR
- MUNICIPAL CORP. OF CHANDIGARH
- MUNICIPAL CORP. OF NASIK
- MUNICIPAL CORP. OF SHIMLA
- U.P. JAL NIGAM
- PUBLIC HEALTH ENGG. (RAJASTHAN)
- PUBLIC HEALTH ENGG. (J & K)
- NATIONAL TEST HOUSE GHAZIABAD
- NATIONAL PHYSICAL LABORATORY DELHI

Dasmesh[®]

WATER METER



14



Multijet Water Meter Domestic Type

(Mechanical Driven) Class-A

Model : DwmMJ-A

16



Multijet Water Meter Domestic Type

(Magnetic Driven) Class-B

Model : DwmMJ-B

18



Magnetic Driven Water Meter

(Single Jet) Class-B

Model : DwmMT-B

20



Woltman Type (Removable Mechanism) Water Meter as per Class B of ISO-4064/1 Magnetic Driven with Flange Ends

Model : DwmWT

22



A.M.R. Type Water Meters

Automatic Meter Reading

24



A.M.R. Type Water Meters

Interchangeable Type Removable Mechanism
(Mechanical Driven)

Model : DwmITRM



26

Spiral Water Meter
Bulk Helical
Enclosed Type
(Mechanical Driven) IS-2373/81

Model : DwmBHE



28

Electromagnetic Water Meter



30

Hot Water Meter / Oil Meter (Diesel,
Kerosene, Petrol)
(Bulk Helical Enclosed Type)

Model : DwmHWM



34

Strainer Dirt Box (T-Type)

Model : DwmSDB



35

Strainer Dirt Box (Y-Type)

Model : DwmSDBYT



35

Multijet Water Meter

Domestic Type
(Mechanical Driven) Class-A
Model : DMA



IS: 779/94



CLASS - A
CM/L-0151526

SALIENT FEATURES

- Dry dial mechanical driven inferential type straight reading device, non-magnetic drive.
- Ensure wiper to keep the dial from frost for clear reading.
- Mature design careful selection of material for durability and high sensitivity.
- Size range from 15mm to 50mm.

PERFORMANCE DATA

Size of The Meter		Maximum Recording Capacity in Kilo Litres	Minimum Reading Quantity in Litres	Hydrostatic Test	Maximum Flow Rate in Q _{max} -Lts./Hr.	Nominal Flow Rate Q _n - Lts./Hr. Class A	Transitional Flow Rate Q _n - Lts./Hr. Class A	Metering Accuracy	Minimum starting flow Q _{min} -Lts./Hr. Class A	Permissible loading lites per day (8 hours)	Accuracy between Q _{max} & Q _T	Accuracy between Q _T & Q _{min}
mm	inches											
15	½	9999.999	0.1	2.0 MPa	3000	1500	150	±2%	60	24,000	± 2%	± 5%
20	¾	9999.999	0.1	2.0 Mpa	5000	2500	250	±2%	100	40,000		
25	1	9999.999	1	2.0 Mpa	7000	3500	350	±2%	140	56,000		
40	1½	99999.999	1	2.0 MPa	20000	10000	1000	±2%	400	1,60,000		
50	2	99999.999	1	2.0 MPa	30000	15000	1500	±2%	600	2,40,000		

DIMENSIONS

Size of The Meter		Meter Connection Thread ISO 228/1	Meter Connection Pipe ISO 7 / 1	Length w/o Coupling in mm	Length with Coupling in ±5 mm	Overall width in mm	Overall height in mm
mm	inches						
15	½	G¾ B	R½	165	250	85	132
20	¾	G1 B	R¾	190	290	85	136
25	1	G1¼ B	R1	260	380	85	138
40	1½	G2 B	R1½	300	430	135	170
50	2	G2½ B	R2	330	470	135	170

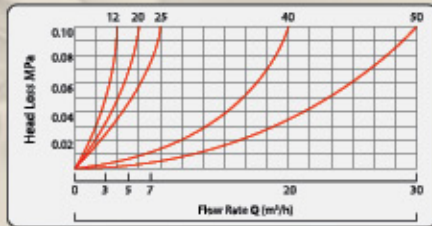
Working Condition:

- Water Temperature 50°C
- Water Pressure ≤ 1 MPa
- Pressure Loss < 0.1 Pa
- Maximum Pressure-16 Bar

Dasmesh®

WATER METER


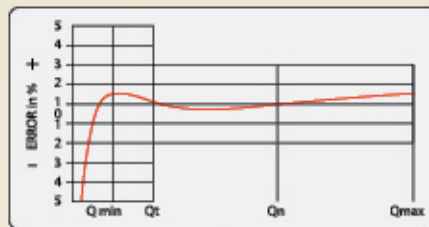
Head Loss Curve




Accuracy

- From minimum flow rate (Q_{min}) inclusive to transitional flow rate (Q_t), exclusive: $\pm 5\%$
- From transitional flow rate (Q_t) inclusive, to maximum flow rate, (Q_{max}), exclusive: $\pm 2\%$

Accuracy Curve



S
P
A
R
E
P
A
R
T
S



Multijet Water Meter

Domestic Type
(Magnetic Driven) Class-B

Model : DMB

Confirms to Class "B" of
ISO 4064/1 and IS:779/94



IS: 779/94



CLASS - B
CM/L-0151526



SALIENT FEATURES

- Class-B in horizontal position, offering and outstanding performance with exceptional high accuracy.
- The magnetic counter is completely separated from water and always stays clean, even under adverse condition.
- Vacuum sealed register for clear reading.
- The impeller is the only part which comes in contact with water.
- Size range from 15mm to 50mm.

PERFORMANCE DATA

Size of The Meter		Maximum Recording Capacity in Kilo Liters	Minimum Reading Quantity in Liters	Hydrostatic Test	Maximum Flow Rate in Q _{max} -Lts./Hr.	Nominal Flow Rate Q _n - Lts./ Hr. Class B	Transitional Flow Rate Q _t - Lts./Hr. Class B	Metering Accuracy	Minimum starting flow Q _{min} -Lts./Hr. Class B	Accuracy between Q _{max} & Q _T	Accuracy between Q _T & Q _{min}
mm	Inches										
15	½	99999.9999	0.1	2.0 MPa	3000	1500	120	±2%	30	± 2%	± 5%
20	¾	99999.9999	0.1	2.0 Mpa	5000	2500	200	±2%	50		
25	1	99999.9999	0.1	2.0 Mpa	7000	3500	280	±2%	70		
40	1½	99999.9999	0.1	2.0 MPa	20000	10000	800	±2%	200		
50	2	99999.9999	0.1	2.0 MPa	30000	15000	1200	±2%	300		

DIMENSIONS

Size of The Meter		Meter Connection Thread ISO 228/1	Meter Connection Pipe ISO 7 / 1	Length w/o Coupling in mm	Length with Coupling in ± mm	Overall width in mm	Overall height in mm
mm	inches						
15	½	G¾ B	R½	165	250	85	94
20	¾	G1 B	R¾	190	290	85	97
25	1	G1¼ B	R1	260	380	85	100
40	1½	G2 B	R1½	300	430	135	136
50	2	G2½ B	R2	330	470	135	136

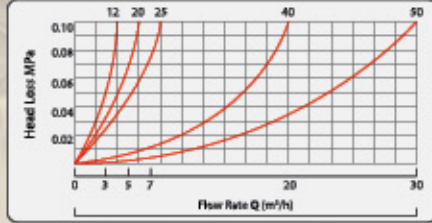
Working Condition:

- Water Temperature 50°C
- Water Pressure ≤1MPa
- Pressure Loss <0.1 Pa
- Maximum Pressure-16 Bar

Dasmesh®

WATER METER

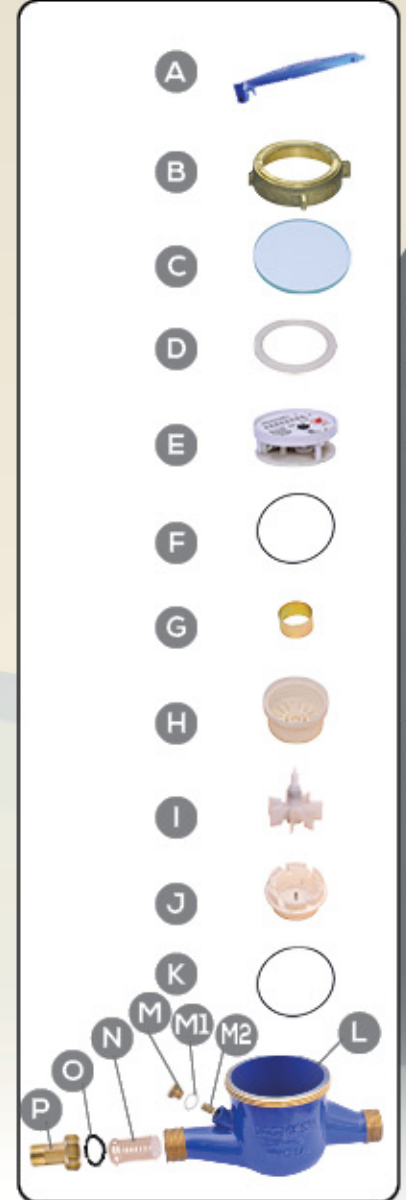

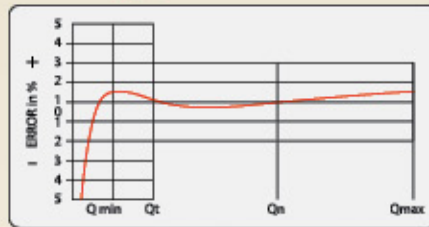
Head Loss Curve




Accuracy

- From minimum flow rate (Qmin) inclusive to transitional flow rate (Qt), exclusive: ±5%
- From transitional flow rate (Qt) inclusive, to maximum flow rate, (Qmax), exclusive: ±2%

Accuracy Curve



S
P
A
R
E
P
A
R
T
S



Dasmesh®

Magnetic Driven Multijet Water Meter

(Single Jet) Class-B

Model : DMT

IS: 779/94



CLASS - B
CM/L-0151526



SALIENT FEATURES

- Single Jet, super dry, straight reading type, hermetically sealed water meter with magnetic driven totaliser.
- STANDARDS: It complies with IS: 779/94 and Class B of ISO:4064
- Brass body and coupling
- Plastic Cap and ring
- Sealed against tampering
- Leakproof, Totally dry
- Totaliser can be oriented around 360° of easy reading
- Size range from 15mm to 20mm

PERFORMANCE DATA

Size of The Meter		Maximum Recording Capacity in Kilo Litres	Minimum Reading Quantity in Litres	Hydrostatic Test	Maximum Flow Rate in Q _{max} -Lts./Hr.	Nominal Flow Rate Q _n -Lts./Hr. Class B	Transitional Flow Rate Q _n -Lts./Hr. Class B	Metering Accuracy	Minimum starting flow Q _{min} -Lts./Hr. Class B
mm	inches								
15	½	99999.9999	0.2	2.0 MPa	3000	1500	120	±2%	30
20	¾	99999.9999	0.2	2.0 Mpa	5000	2500	200	±2%	50

DIMENSIONS

Size of The Meter		Maximum Recording Capacity in Kilo Litres	Minimum Reading Quantity in Litres	Overall length Including Nipple ± 5 mm	Overall Height in mm	Overall width in mm	Hydrostatic Test	Maximum Flow Rate in Q _{max} -Lts./Hr.
mm	inches							
15	½	99999.9999	0.2	250	80	80	2.0 MPa	3000
20	¾	99999.9999	0.2	290	80	80	2.0 Mpa	5000

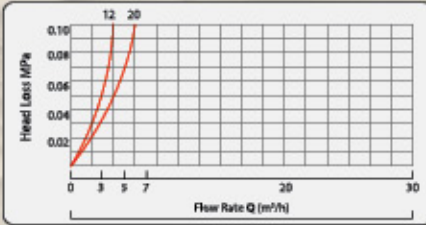
Working Condition:

- Water Temperature 50°C
- Water Pressure ≤1MPa
- Pressure Loss <0.1 Pa
- Maximum Pressure-16 Bar

Dasmesh®

WATER METER


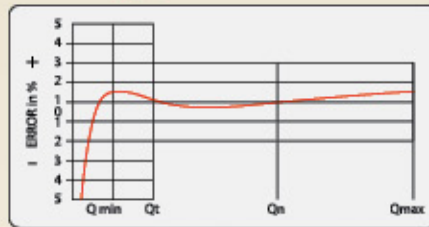
Head Loss Curve




Accuracy

- From minimum flow rate (Qmin) inclusive to transitional flow rate (Qt), exclusive: ±5%
- From transitional flow rate (Qt) inclusive, to maximum flow rate, (Qmax), exclusive: ±2%

Accuracy Curve



31357



X0.001

KILOLITRES

Magnetic

Inferential

Conf. to

ISO : 4064

IS:779



CLASS-B
CM/L-0151526

X0.1L

Dasmesh
INDIA

Woltman Type Water Meter

(Removable Mechanism)
as per Class-B of ISO-4064/1

Magnetic Driven
with Flange Ends

Model : DWT
MID Approved

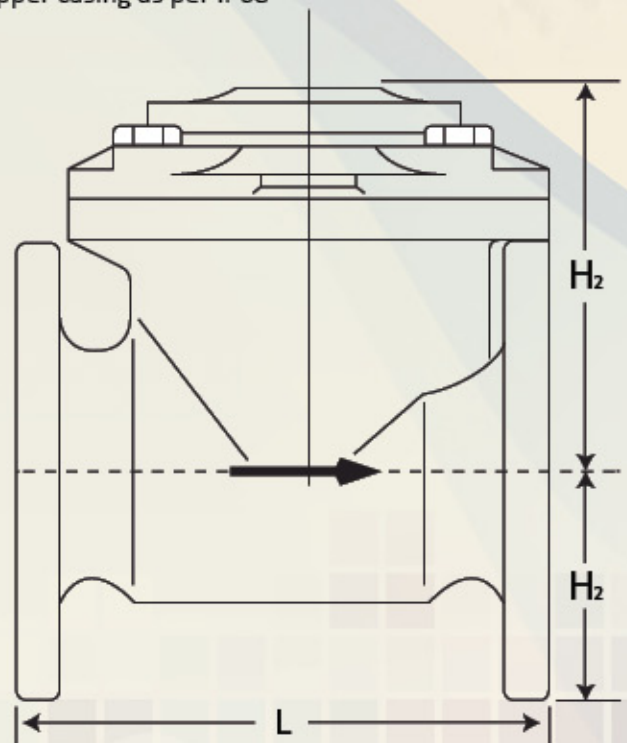


SALIENT FEATURES

- Dry dial magnetic driven flange ends with pulse output
- Interchangeable spare part without interrupting water supply
- Provide resistance against condensation hermetically sealed copper casing as per IP68
- Offers high measurement sensitivity and accuracy
- Size range from 40mm to 500mm

DIMENSIONS

Size of Meter		Test Pressure Kg/cm ²	Overall Length L mm	Height	
mm	inches			H ₁ mm	H ₂ mm
50	2	16	240	72	155
65	2½	16	233	97	153
80	3	16	233	97	153
100	4	16	247	103	149
150	6	16	310	135	220
200	8	16	355	170	185
250	10	16	450	231	194
300	12	16	500	256	226
400	16	16	600	365	282
500	20	16	740		



Flanges drilled as per I.S.S. unless otherwise specified

Working Condition:

- Water Temperature 50°C
- Water Pressure ≤ 1 MPa
- Pressure Loss < 0.1 Pa
- Maximum Pressure-16 Bar

Dasmesh®

WATER METER

PERFORMANCE DATA

Size of Meter		Maximum Flow $\pm 2\%$ KL/H	Nominal Flow $\pm 2\%$ KL/H	Transitional Flow $\pm 2\%$ KL/H	Minimum Flow $\pm 2\%$ KL/H
mm	inches				
50	2	30	15	3	0.45
65	2½	50	25	5	0.75
80	3	80	40	8	1.20
100	4	120	60	12	1.80
150	6	300	150	30	4.50
200	8	500	250	50	7.50
250	10	800	400	80	12.00
300	12	1200	600	120	18.00
400	16	2000	1000	200	30.00
500	20	3000	1500	300	45.00

Performance Data Table as per ISO-4064/1 Class-B



This design is also available for Hot Water, Oil Meter upto 120°C



S
P
A
R
E
P
A
R
T
S



A.M.R. Type Water Meter

Model : DAMR

IS: 779/94



CLASS - A
CM/L 0151526



SALIENT FEATURES

- Brass body and coupling
- Sealed against tempering
- Leak proof, Totally dry with wire
- Size range from 15mm to 50mm

TECHNICAL DATA

Size of Meter		$Q_4 = 1.25Q_3$	Q_3	$R = Q_3/Q_1$	$Q_2 = 1.6Q_1$	Q_1	$R = Q_3/Q_1$	$Q_2 = 1.6Q_1$	Q_1
mm	inches	l/h			l/h			l/h	
15	½	3125	2500	80	50	31.25	100	40	25
20	¾	5000	4000	80	80	50	100	64	40
25	1	7875	6300	80	126	78.75	100	100.8	63
32	1¼	12500	10000	80	200	125	100	160	100
40	1½	20000	16000	80	320	200	100	256	160
50	2	31250	25000	80	400	250	100	400	250

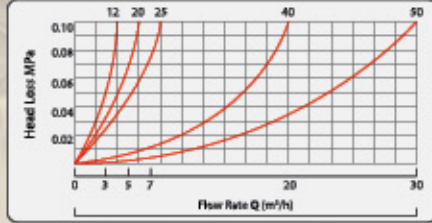
Nominal Size DN		Class of measurement	Overload Flow-Rate $q_s(m^3/h)$	Permanent Flow-Rate $q_p(m^3/h)$	Transitional Flow-Rate $q_t(l/h)$	Minimum Flow-Rate $q_{min}(l/h)$
mm	inches					
15	½	B	3	1.5	120	30
20	¾	B	5	2.5	200	50
25	1	B	7	3.5	280	70
32	1¼	B	12	6.0	480	120
40	1½	B	20	10	800	200
50	2	B	30	15	3000	450

Working Condition:

- Water Temperature 50°C
- Water Pressure ≤1MPa
- Pressure Loss <0.1 Pa
- Maximum Pressure-16 Bar

Dasmesh® WATER METER

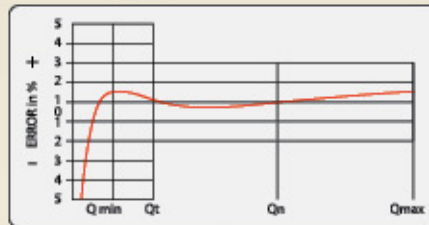
Head Loss Curve



Accuracy

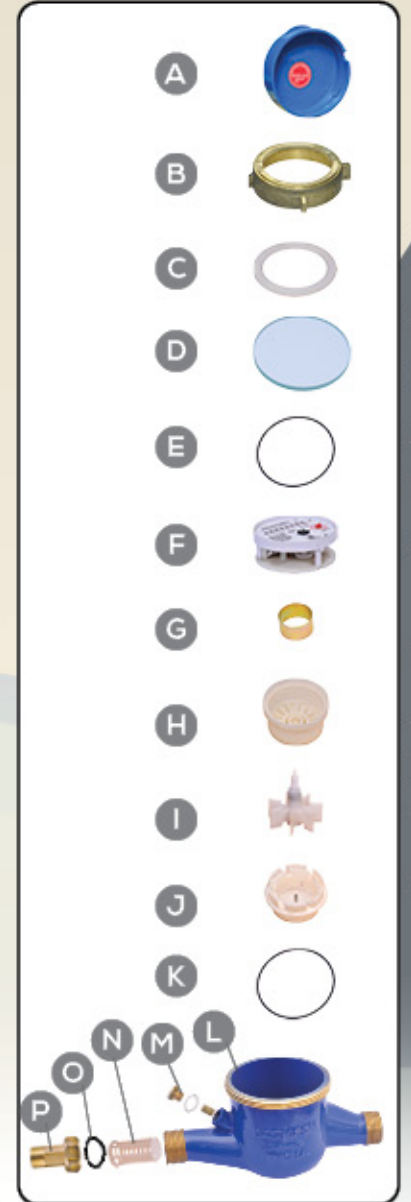
- From minimum flow rate (Qmin) inclusive to transitional flow rate (Qt), exclusive: ±5%
- From transitional flow rate (Qt) inclusive, to maximum flow rate, (Qmax), exclusive: ±2%

Accuracy Curve




OVERALL DIMENSIONS AND WEIGHT

Type	Size (mm)	Length (mm) L	Width (mm) W	Height (mm) H	Connecting Thread D	Weight (Kg.)
LXSG(R)-15Et	15	165	99	104	G ¼" B	1.5
LXSG(R)-20Et	20	195/190	99	106	G 1" B	1.7
LXSG(R)-25Et	25	225/280	104	120	G ½" B	2.4
LXSG(R)-32Et	32	230/260	104	120	G 1½" B	2.8
LXSG(R)-40Et	40	245/300	120	155	G 2" B	5.1
LXSG(R)-50Et	50	280/300	125	155	G2 ½" B	7.2



S
P
A
R
E
P
A
R
T
S



A.M.R. Type Water Meter

Model : DAMR

IS: 779/94



CLASS - B
CM/L-9700110512



Salient Features

- Dry Dial Magnetic drive
- Antimagnetic type, protected against external magnetic tampering
- Vacuum-sealed register, frost resistant, keeps clear reading for long time
- Available for cold water 0 ~ 50°C
- Register can be rotated in any direction for convenient reading
- High Accuracy, the meters conform to ISO-4064 Standard
- Brass body can be painted or powdered coated
- Operation RF, GSM/GPRS, prepaid, LORA wireless
- Battery operated (Life 10 Years)

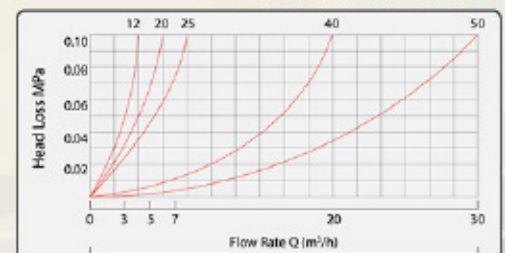
The prerequisite for the integration of water meters, into modern remote reading systems is the ability of the meters to communicate. AMR-technology by Dasmesh water meter provides modular structured solutions for smart metering systems via suitable interfaces, adapted to individual customer requirements. Our portfolio includes both wired bus systems and wireless radio solutions, as well as the associated software for activation and for taking readings with the systems.

OVERALL DIMENSIONS AND WEIGHT

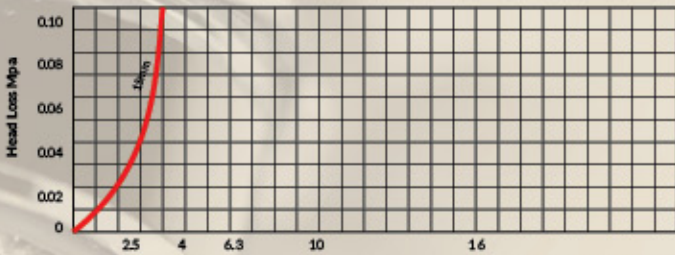
Type	Size (mm)	Length (mm) L	Width (mm) W	Height (mm) H	Connecting Thread D	Weight (Kg.)
LXSG(R)-15Et	15	165	99	104	G ¼" B	1.5
LXSG(R)-20Et	20	195/190	99	106	G 1" B	1.7
LXSG(R)-25Et	25	225/280	104	120	G ¾" B	2.4
LXSG(R)-32Et	32	230/260	104	120	G 1½" B	2.8
LXSG(R)-40Et	40	245/300	120	155	G 2" B	5.1
LXSG(R)-50Et	50	280/300	125	155	G2 ½" B	7.2

Type	Size (mm)	Length (mm) L	Width (mm) W	Height (mm) H	Connecting Thread D
LXSG(R)-15Et	15	165	99	104	G ¼" B
LXSG(R)-20Et	20	195/190	99	106	G 1" B
LXSG(R)-25Et	25	225/280	104	120	G ¾" B
LXSG(R)-32Et	32	230/260	104	120	G 1½" B
LXSG(R)-40Et	40	245/300	120	155	G 2" B
LXSG(R)-50Et	50	280/300	125	155	G2 ½" B

Main Technical Data



Main Technical Data



Dasmesh®

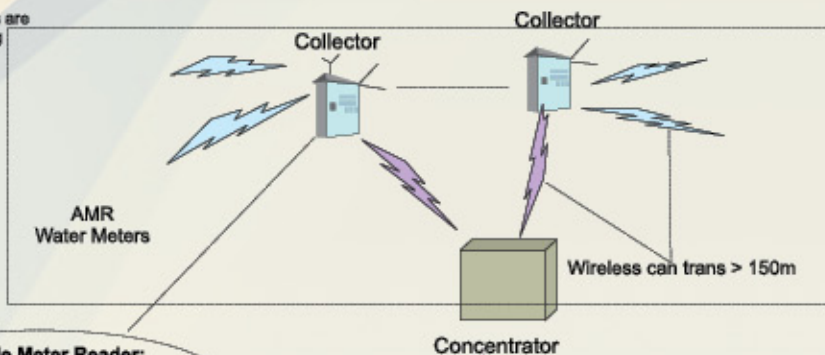

WATER METER

PERFORMANCE DATA

Size of Meter		$Q_3=1.25Q_2$	Q_2	$R=Q_3/Q_2$	$Q_2=1.6Q_1$	Q_1	$R=Q_3/Q_2$	$Q_2=1.6Q_1$	Q_1
mm	inches	l/h			l/h			l/h	
15	½	3125	2500	80	50	31.25	100	40	25
20	¾	5000	4000	80	80	50	100	64	40
25	1	7875	6300	80	126	78.75	100	100.8	63
32	1¼	12500	10000	80	200	125	100	160	100
40	1½	20000	16000	80	320	200	100	256	160
50	2	31250	25000	80	400	250	100	400	250

Nominal Size DN		Class of measurement	Overload Flow-Rate $q_s(m^3/h)$	Permanent Flow-Rate $q_p(m^3/h)$	Transitional Flow-Rate $q_t(l/h)$	Minimum Flow-Rate $q_{min}(l/h)$
mm	inches					
15	½	B	3	1.5	120	30
20	¾	B	5	2.5	200	50
25	1	B	7	3.5	280	70
32	1¼	B	12	6.0	480	120
40	1½	B	20	10	800	200
50	2	B	30	15	3000	450

These components are installed in building



Portable Meter Reader:
Which can communicate with collector by wireless and read the meter

GPRS or CDMA or PSTN wire or wireless communication.



Data Center in Water Company or other institution

Working Condition

- Water temperature $\leq 45^\circ\text{C}$
- Water pressure $\leq 1\text{MPa}$
- Pressure Loss $< 0.1\text{Pa}$
- Maximum pressure - 16bar

Accuracy

- From minimum flow-rate (Q_{min}) inclusive, to transitional flow-rate (Q_t) Exclusive $\pm 5\%$
- From transitional flow-rate (Q_t) Inclusive, to overload flow rate (Q_{max}) Exclusive $\pm 2\%$

Interchangeable Type
Removable Mechanism

Water Meter

Mechanical Driven

Model : DITRM

IS: 2373/81



CM/L-1622746



SALIENT FEATURES

- Dry dial mechanical driven flange ends
- Interchangeable spare parts without interrupting water supply
- Ensures wiper to keep the dial free from frost for clear reading
- Metallic gears for long life and durability
- Size range from 40mm to 700mm

PERFORMANCE DATA

Size of Meter		Max. recording Cap in Ltrs. Millions	Min. Reading Qty in Ltrs	Hydrostatic Test	Nominal Cap of water meters discharge Ltrs./hrs. at 3 m loss of head	Intermidate Cap of Water Meter discharge Ltrs./hrs. at 1m loss of head	Metering Accuracy	Minimum starting flow Lt./hr.	Permissible Loading Ltrs./ day (8 hours)
mm	inches								
40	1½	100	10	1.6 Mpa	50000	20000	± 2%	500	200000
50	2	100	10	1.6 Mpa	50000	20000	± 2%	500	200000
65	2½	100	10	1.6 Mpa	125000	62000	± 2%	1000	620000
80	3	100	10	1.6 Mpa	125000	62000	± 2%	1000	620000
100	4	1000	100	1.6 Mpa	200000	100000	± 2%	1500	1000000
150	6	1000	100	1.6 Mpa	500000	250000	± 2%	3500	2500000
200	8	1000	100	1.6 Mpa	800000	400000	± 2%	5500	4000000
250	10	1000	100	1.6 Mpa	1100000	550000	± 2%	9000	5500000
300	12	1000	100	1.6 Mpa	1500000	750000	± 2%	14000	7500000
350	14	10000	1000	1.6 Mpa	2000000	1000000	± 2%	20000	10000000
400	16	10000	1000	1.6 Mpa	3000000	1500000	± 2%	25000	15000000
450	18	10000	1000	1.6 Mpa	3000000	1500000	± 2%	25000	15000000
500	20	10000	1000	1.6 Mpa	5000000	2500000	± 2%	35000	25000000
600	24	10000	1000	1.6 Mpa	7000000	3000000	± 2%	45000	35000000
700	28	10000	1000	1.6 Mpa	7000000	3000000	± 2%	45000	35000000

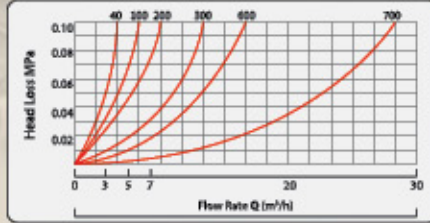
Working Condition:

- Water Temperature 50°C
- Water Pressure ≤1MPa
- Pressure Loss <0.1 Pa
- Maximum Pressure-16 Bar

Dasmesh®

WATER METER

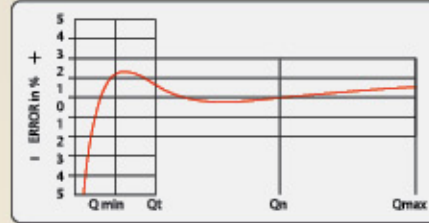
Head Loss Curve



Accuracy


- From minimum flow rate (Q_{min}) inclusive to transitional flow rate (Q_t), exclusive: $\pm 5\%$
- From transitional flow rate (Q_t) inclusive, to maximum flow rate, (Q_{max}), exclusive: $\pm 2\%$

Accuracy Curve



DIMENSIONS

Size of Meter		Outside Diameter of flanges	Dia of bolt circle	Thick ness of flanges	Holes Number	Holes Dia	Flange to Flange Distance + 5%
mm	inches						
40	1½	150	115	19	4	19	305mm
50	2	165	125	19	4	19	305mm
65	2½	180	150	21	4	19	410mm
80	3	200	160	21	4	19	410mm
100	4	220	180	22	8	19	442mm
150	6	285	240	23	8	23	500mm
200	8	340	295	24.5	8	23	575mm
250	10	395	350	26	12	23	625mm
300	12	445	400	27.5	16	23	670mm
350	14	505	460	29	16	23	710mm
400	16	565	513	30	20	28	737mm
450	18	615	565	31.5	20	28	737mm
500	20	670	620	33	20	28	765mm
600	24	780	725	36	20	31	835mm
700	28	895	840	38.5	24	31	850mm



S
P
A
R
E
P
A
R
T
S



Spiral Water Meter

(Bulk Helical Enclosed Type)

(Mechanical Driven)

IS-2373/81

Model : DBHE

IS: 2373/81



CM/L-1622746



SALIENT FEATURES

- Dry dial mechanical driven flange ends
- Ensures wiper to keep the dial free from frost for clear reading
- Metallic gears for long life and durability
- Size range from 40mm to 1000mm

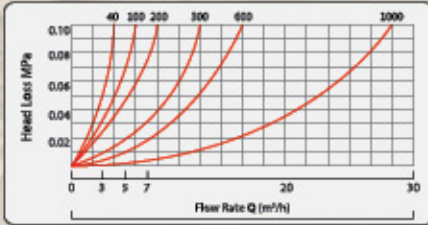
PERFORMANCE DATA

Size of Meter		Max. recording Cap in Ltrs. Millions	Min. Reading Qty in ltrs	Hydrostatic Test	Nominal Cap of water meters discharge Ltrs./hrs. at 3 m loss of head	Intermediate Cap of Water Meter discharge Ltrs./ hrs. at 1m loss of head	Metering Accuracy	Minimum starting flow Lt./hr.	Permissible Loading Ltrs./ day (8 hours)
mm	inches								
40	1½	100	10	1.6 Mpa	50000	20000	± 2%	500	200000
50	2	100	10	1.6 Mpa	50000	20000	± 2%	500	200000
65	2½	100	10	1.6 Mpa	125000	62000	± 2%	1000	620000
80	3	100	10	1.6 Mpa	125000	62000	± 2%	1000	620000
100	4	1000	100	1.6 Mpa	200000	100000	± 2%	1500	1000000
150	6	1000	100	1.6 Mpa	500000	250000	± 2%	3500	2500000
200	8	1000	100	1.6 Mpa	800000	400000	± 2%	5500	4000000
250	10	1000	100	1.6 Mpa	1100000	550000	± 2%	9000	5500000
300	12	1000	100	1.6 Mpa	1500000	750000	± 2%	14000	7500000
350	14	10000	1000	1.6 Mpa	2000000	1000000	± 2%	20000	10000000
400	16	10000	1000	1.6 Mpa	3000000	1500000	± 2%	25000	15000000
450	18	10000	1000	1.6 Mpa	3100000	1500000	± 2%	26500	15000000
500	20	10000	1000	1.6 Mpa	5000000	2500000	± 2%	35000	25000000
600	24	10000	1000	1.6 Mpa	7000000	3000000	± 2%	45000	35000000
700	28	10000	1000	1.6 Mpa	7000000	3000000	± 2%	45000	35000000
750	30	10000	1000	1.6 Mpa	7000000	3000000	± 2%	45000	35000000
900	36	10000	1000	1.6 Mpa	7000000	3000000	± 2%	45000	35000000
1000	40	10000	1000	1.6 Mpa	7000000	3000000	± 2%	45000	35000000

Working Condition:

- Water Temperature 50°C
- Water Pressure ≤1MPa
- Pressure Loss <0.1 Pa
- Maximum Pressure-16 Bar

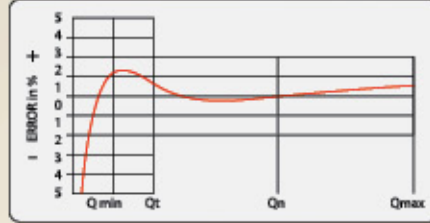
Head Loss Curve



Accuracy

- From minimum flow rate (Qmin) inclusive to transitional flow rate (Qt), exclusive: ±5%
- From transitional flow rate (Qt) inclusive, to maximum flow rate, (Qmax), exclusive: ±2%

Accuracy Curve




DIMENSIONS

Size of Meter		Outside Diameter of flanges	Dia of bolt circle	Thick ness of flanges	Holes Number	Holes Dia	Flange to Flange Distance + 5%
mm	inches						
40	1½	150	115	19	4	19	180
50	2	165	125	19	4	19	180
65	2½	180	150	21	4	19	240
80	3	200	160	21	4	19	240
100	4	220	180	22	8	19	250
150	6	285	240	23	8	23	255
200	8	340	295	24.5	8	23	350
250	10	395	350	26	12	23	360
300	12	445	400	27.5	16	23	415
350	14	505	460	29	16	23	430
400	16	565	513	30	20	28	450
450	18	615	565	31.5	20	28	485
500	20	670	620	33	20	28	485
600	24	780	725	36	20	31	515
700	28	895	840	38.5	24	31	600
750	30	960	900	40	24	31	600
900	36	1115	1050	44	28	34	755
1000	40	1230	1160	47	28	37	755

Dasmesh®

WATER METER



S
P
A
R
E
P
A
R
T
S



Electromagnetic Water Meter

IS: 2373/81



CM/L-1622746



Dasmesh Electromagnetic Flow Meter called as MICROMAG, virtually approaches the ideal flow meter suitable for wide range of liquid flow measurements. Even with very low conductivities. The meter offers no resistance to flow hence the pressure drop is almost negligible. The measurement being based on Faraday's Law of Electromagnetic induction, is independent of viscosity, density, pressure, temperature of flowing medium, the measurement is not affected by solid impurities as long as the min. conductivity of $5 \mu\text{s/cm}$ is available. It is a true volumetric measurement and we offer various material of construction for meter lining & electrodes to cover majority of corrosive liquids. The technique called as Pulsed DC is used which offers very high zero stability and accuracy of measurement. The standard current output of 4-20 mA. DC is provided, which is linearly proportional to volumetric flow rate and additional frequency output is also provided.

PRINCIPLE OF OPERATION

The method of flow measurements is based on Faraday's law of electromagnetic induction.

"When a conductor moves within a magnetic field, voltage is induced in it which is proportional to the velocity of conductor"

The equation is stated below as

$E = B \cdot v \cdot D$
$E =$ Induced voltage Proportional to velocity
$B =$ Magnetic Flux Density
$v =$ Mean Velocity of the Media
$D =$ Distance Between the Sensing Electrodes

Where,- For a given size of flow tube & compatible amplifier the flux density 'B' is constant, the distance between the electrodes is constant, Hence the induced voltage is proportional to the velocity of the flowing media. Thus, the unit can be calibrated in terms of volumetric flow rate by knowing the cross-sectional area of the tube.

Applications

- Water & waste water treatment Plant
- Effluent Treatment Plant
- Chemical, Pharmaceutical, Fertilizers
- Process, Industries, Steel
- Milk, Food & Sugar
- Water Supply Scheme
- Breweries
- Pulp & Paper etc

Advantages

- Suitable for all conductive liquid (min $5 \mu\text{s/cm}$)
- Pulsed DC magnetization
- Excellent long term zero stability
- Compatible of Variety of corrosive & non corrosive liquids
- Low pressure and flow drop
- Mounting of Indicator can be Remote or Integral
- Insertion Type EMF available for higher line size
- Available sizes, from DN 10 to DN 1500

Micromag – PTFE & Rubber Lining



Rubber Lining
Rubber Temp 0-80°C
Size DN 25 to DN 1500



PTFE/PFA PTFE 0-150°C
PFA 0-200°C
Size DN 10 to 300

Model	PTFE/PFA Lining
Model	Ruber Lining
Flow Through Pipe	SS 304 / SS 316
Electrodes	Hastelloy/SS316
Flow Meter Body	M.S/SS 304/SS 316/C.S
Flange Material	M.S/SS 304/SS 316/C.S
Flange Standard	ANSI/DIN
Input supply	110To 230 V Ac.50 HZ
Power Supply of Field Coils	Pulsed DC
Minimum Conductivity	5..../Cm

Micromag – Without Lining & Sandwch Type



BHF without Linking
Size DN 10 to DN 1500



Sandwich Type
Size DN 25 to DN 300

Specifications	
Temperature	0-150...C
Flow Through Pipe	SS 304 / SS 316
Flow Meter Body	M.S/SS 304/SS 316/C.S
Electrode	Hastelloy/SS316
Input Supply of Field Coils	Pulsed DC
Flange Material (for without lining model)	M.S/SS 304/SS 316/C.S
Flange Standard (for without lining model)	ANSI/DIN
End Connection (for sandwich model)	Sandwich/SMS/Trl Clover End
Minimum Conductivity	5µs/Cm

Micromag – HDPE / PVC & Insertion Type



HDPE/PVC Linking
Temperature: 0-55°C

HDPE/PVC Lining	
Meter Size	DN 25 To DN 150
Flow Through Pipe	HDPE / PVC
Electrodes	Hastelloy / SS316
Flow Meter Body	HDPE / PVC
Flange Material	HDPE/PVC
End Connection	ANSI / DIN / BS / NPT
Input Supply	110 To 230 V Ac.50 HZ
Power Supply of Field Coils	Pulsed DC
Min. Conductivity	5µs/Cm



Insertion Type	
Meter Size	DN 300 To DN 2000
Temperature	0-150° C
Electrodes	Hastelloy / SS316
Flow Meter Body	SS 304 / SS 316
Input Supply	110 To 230 V Ac.50 HZ
Power Supply of Field Coils	Pulsed DC
Min. Conductivity	5µs/Cm

Insertion Type



Electromagnetic Water Meter

Flow Transmitter Specifications

Type	Integral Mounted (Standard)
Remote Mount (On Demand)	
Media Conductivity	Minimum 5µs/Cm
Maximum Pressure	From DN 10 to DN 80 – PN 40
	From DN 100 to DN 200 – PN 16
	From DN 250 to DN 350 – PN 10
	For Higher Size Please Consult Factory
Signal Out Put	4-20 mA Max.6003 Ω
Display	Flow rate 4 Digit LED (LPM/LPH/M3/HR)
	Totalised Quantity 9 Digit LED
Calibration Velocity at Factory	0.3 M/Sec to 5 M/Sec
Maximum Viscosity of Media Allowed	200 CP
Power Supply of Field Coils	Pulsed DC
Reference Conditions	Power Supply Nominal
Temperature	27 °C. ± 2 °C
Repeatability	±0.2 % of Reading

Accuracy	±0.5 % of reading (at Ref. Conditions)
	Between 100 % To 10 % of Calibrated range
	0.75% of reading for flow rate between 10 % To 5 %
Ambient Temperature	0-50° C
Temperature Drift	±0.015 % Per Deg C. Max
Humidity	99 % of R.H.Max Nom. Condensing Aluminium Die. Cast
Housing Material	ABS (For HDPE/PVC Mode)
Power Supply	110 – 230 V Ac. 50 Hz
Cable Entries(PG9)	3 No. for Remote Amplifier
	2 No. for Integral Amplifier
Lining Thickness (Based on Line Size)	Rubber – 2.5 to 6 mm
	Teflon – 2.5 to 6 mm
Ingress Protection	IP 65
Response Time	2 Sec.
Flow Velocity	0.3 Mtr/Sec. To 12 Mtr/Sec.

Flow Meter Selection

Criteria	PTFE/PFA Lining	Rubber Lining	Without Lining (SS 304 / SS 316 Tube)	HDPE/PVC	Insertion Type	Sandwich Type
Service Media	Water, Chemical, STP, ETP, Hot Water, Juice, Molasses, Milk, Corrosive Liquid	Raw Water, Diluted chemical / sewage, Molasses	Raw & Clean Water, STP, ETP, Hot Water	Clean Water, Chemical, STP, ETP	Water, Chemical, STP, ETP, Sewage, Molasses	Water, Chemical, STP, ETP, Sewage, Molasses
Temperature	PTFE – 0 – 150 Deg PFA - 0 - 200 Deg	0 - 70 Deg	0 - 150g	0 - 50 Deg	0 - 150 Deg	0 - 150 Deg
Pressure	0 – 25 KG/Cm ²	0 – 25 KG/Cm ²	0 – 25 KG/Cm ²	0 – 10 KG/Cm ²	0 – 25 KG/Cm ²	0 – 25 KG/Cm ²
Line Size	DN 10 – DN 300	DN 10 – DN 1500	DN 10 – DN 1500	DN 25 – DN 150	DN 300 – DN 2000	DN 25 – DN 300
Electrodes	Hastelloy / SS 316	Hastelloy / SS 316	Hastelloy / SS 316	Hastelloy / SS 316	Hastelloy / SS 316	Hastelloy / SS 316
Flanges (Process Conn.)	ANSI/DIN	ANSI/DIN	ANSI/DIN	ANSI/DIN/BS/NPT/SMS/Triclover End	NA	NA
Display	Integral/Remote/ Panel	Integral/Remote/ Panel	Integral/Remote/ Panel	Remote	Remote	Integral/Remote/ Panel
Out Put	4-20mA, RS 485, RS232, Relay, GSM, GPRS	4-20mA, RS 485, RS232, Relay, GSM, GPRS	4-20mA, RS 485, RS232, Relay, GSM, GPRS	4-20mA, RS 485, RS232, Relay, GSM, GPRS	4-20mA, RS 485, RS232, Relay, GSM, GPRS	4-20mA, RS 485, RS232, Relay, GSM, GPRS

Dasmesh® Electromagnetic Water Meter

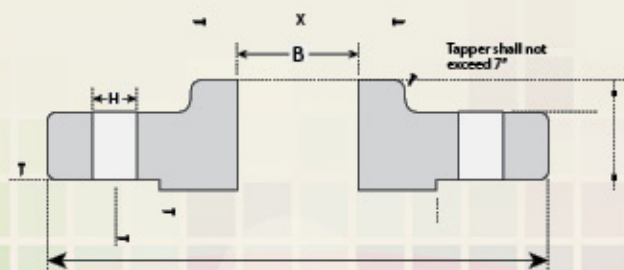
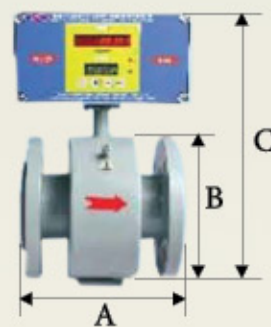
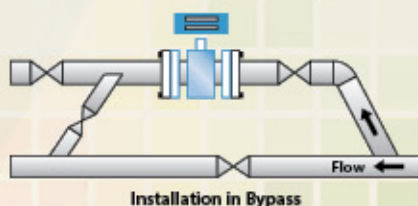
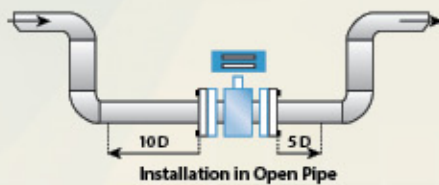
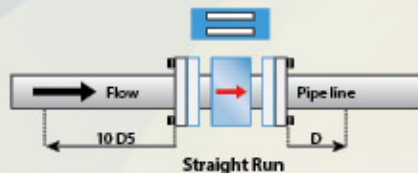
Flow Range - Min. Velocity - 0.3M3/Hr & Max. Velocity - 12M3/Hr

DN	15	25	32	40	50	65	80	100	125	150	200	250	300	350	400	500	600
Inch	1/2	1	1 1/4	1 1/2	2	2.5	3	4	5	6	8	10	12	14	16	20	26
M3/Hr Min	0.1	0.5	0.8	1.3	2.1	3.5	5.4	8.4	13.2	19	33.9	53	76.3	103.9	135.8	212.1	35.4
M3/Hr Max	7.6	21.2	34.7	54.2	84.8	143.3	217.1	339.2	530.1	763.1	1357	2120	3053	3986	4919	5852	6785

Flow Meter Dimensions

METER SIZE					FLANGE DETAILS				
					Flange Dia	Dia of Bolt Circle	No. of Holes	Thickness of Flange	Dia of Bolt Circle
Size DN	A (mm)	B (mm)	C(mm)	wt. (kg)	O	K	H	C	D
15	200	88.9	290	6.0	88.9	60.3	4	11.1	15.9
20	200	98.4	290	6.5	98.4	69.8	4	12.7	15.9
25	200	107.9	295	7.5	107.9	79.4	4	14.3	15.9
32	200	117.5	295	8.5	117.5	88.9	4	15.9	15.9
40	200	127.0	285	9.0	127	98.4	4	17.5	15.9
50	200	152.4	310	11.0	152.4	120.6	4	19	19
65	200	177.8	335	14.5	177.8	139.7	4	22.2	19
80	200	190.5	350	16.5	190.5	152.4	4	23.8	19
100	250	228.6	385	22.0	228.6	190.5	8	23.8	19
125	250	254.0	410	26.0	254	215.9	8	23.8	22.2
150	250	279.4	435	29.0	279.4	241.3	8	25.4	22.2
200	300	342.9	500	43.0	342.9	298.4	8	28.6	22.2
250	350	406.4	560	57.0	406.4	361.4	12	30.2	25.4
300	400	482.6	640	77.0	482.6	431.8	12	31.8	25.4

Installation Guide



Hot Water Meter Oil Meter

(Diesel / Kerosene / Petrol)
(Bulk Helical Enclosed Type)

Model : DHWM

Working Condition:

- Water Temperature 120° C
- Pressure Loss <0.1 Pa
- Maximum Pressure 16 Bar

Applications:

- Size available from 50 mm to 400 mm
- Measuring of Hot Water upto 120° C
- All parts coming in contact with Hot Water are of stainless steel
- All dimensions, specifications and performance data of Hot Water Meter is as per IS - 2373/81

Strainer Dirt Box (T Type)

Model : DSDB

Applications:

- Size available from 40mm to 1500 mm
- Provide strainer before the meter to take better performance of the meter.
- Install the meter and the strainer in Horizontal position as marked (←) on the meter.
- Flange dimensions of strainer is as per ISS unless otherwise specified.





Dasmesh[®]
WATER METER

**Strainer
Dirt Box
Y-Type**

Model : DSDBYT

Applications:

- Size available from 40mm to 200 mm
- Provide strainer before the meter to take better performance of the meter.
- Install the meter and the strainer in Horizontal position as marked (←) on the meter.
- Flange dimensions of strainer is as per ISS unless otherwise sepcified.

Test Bench

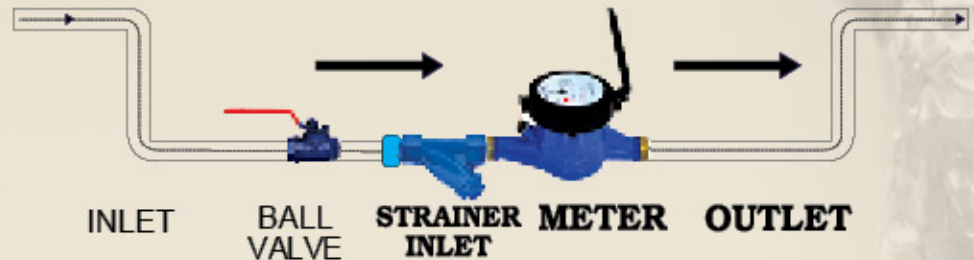


Installations Guidelines:

INSTALLATION INSTRUCTIONS / CHECK LIST

- Check that Seal and Serial No. of Water Meter in intact
- Check test Certificate giving test results for pressure tightness, loss of pressure, metering accuracy minimum starting flow.
- Check that before installing meter the line is thoroughly flushed.
- Check that the meter is installed according to the direction of flow marked on the meter.
- Check that inferential meter is placed horizontally with dial upwards.
- Check that the Strainer of the meter is not removed.
- Check that the meter has been installed as per (→) recommended in the installation drawing.

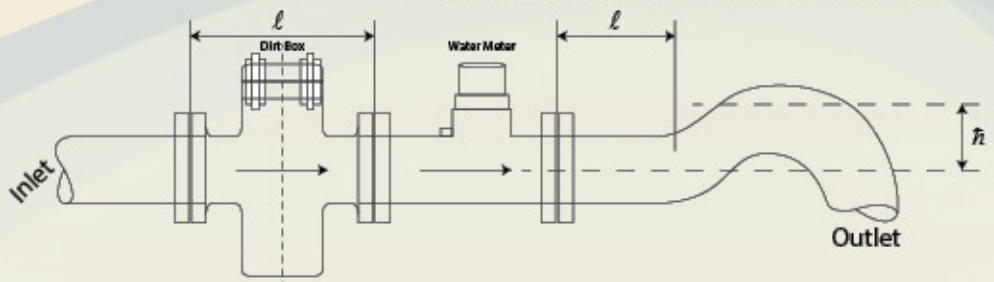
DOMESTIC TYPE WATER METER



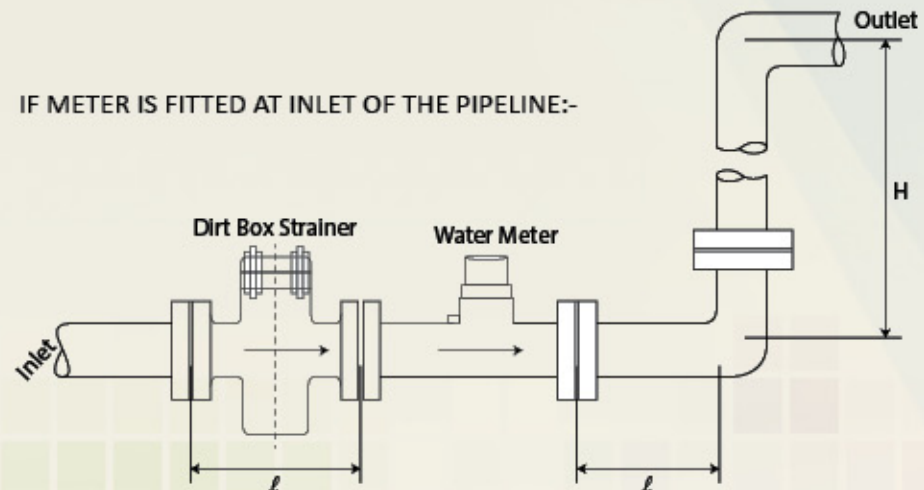
ARRANGEMENT TO ENSURE PIPE LINE BEING KEPT FULL OF METER DIRT - BOX AND METER

BULK TYPE WATER METER

IF METER IS FITTED AT OUTLET OF THE PIPELINE:-



IF METER IS FITTED AT INLET OF THE PIPELINE:-



Important:-

- h should not be less than the nominal bore of the pipe line.
- H should be equal or more than three times of the nominal bore of the pipe line.
- l should be equal or more than ten times of the nominal bore of the pipe line.



Dasmesh[®]

ENGINEERING WORKS

35, EAST MOHAN NAGAR, AMRITSAR, PB-143006 INDIA

Mobile : +91-92160 05007

: +91-92162 20774

Phone : +91-183-2582617

: +91-183-2582618

email : dasmeshwatermeter@yahoo.com

: dasmeshamanpreet@gmail.com

www : www.dasmeshwatermeter.com

WE HAVE NO SISTER CONCERN